



## Declaration of Conformity

We,  
YEALINK(XIAMEN) NETWORK TECHNOLOGY CO.,LTD  
Address: 309, 3rd Floor, No.16, Yun Ding North Road,  
Huli District, Xiamen City, Fujian, P.R.C

CE DATE: 20th /July/2019

Declare that the product

**Type: Wireless Headset Adapter**

**Model: EHS36**

meets the essential requirements and other relevant provisions according to the following EC directive  
Directive: **2014/35/EU, 2014/30/EU;**

**Conformity**

The product complies with the following standards:

Safety: **EN 60950-1:2006+A11:2009**

**+A1:2010+A12:2011+A2:2013**

EMC: **EN 55032:2015**

**EN 55024:2010/AC:2015**

**EN61000-3-2: 2014**

**EN61000-3-3: 2013**

**Directive 2011/65/EU and (EU)2015/863** of the European Parliament and of the Council of 8 June 2011 and 4 June 2015 on the restriction of the use of certain hazardous substances in electrical and electronic equipment (RoHS 2.0)

**Directive 2012/19/EU** of the European Parliament and of the Council of 4 July 2012 on Waste electrical and electronic equipment (WEEE)

**Regulation (EC) No.1907/2006** of the European Parliament and of the Council of 18 December 2006 on Registration, Evaluation, Authorization, and Restriction of Chemicals (REACH)

NAME: Stone Lu

DATE: 20 July 2019

TITLE: Vice President

YEALINK (EUROPE) NETWORK TECHNOLOGY B.V.  
Address: Strawinskylaan 3127, Atrium Building, 8th floor,  
1077ZX Amsterdam, the Netherlands  
Telephone: +31 (0)646111373  
Email: EUROPE@Yealink.com



430104001555

YEALINK(XIAMEN) NETWORK TECHNOLOGY CO.,LTD.

Web: [www.yealink.com](http://www.yealink.com)

Copyright©2021 YEALINK(XIAMEN) NETWORK TECHNOLOGY CO.,LTD. All rights reserved.

Yealink

## Wireless Headset Adapter

## User Guide

Bedienungsanleitung | Guía del usuario | Guide d'utilisateur

## Package Contents

Verpackungsinhalt | Contenido de la caja | Contenu de la boîte



EHS36



3.5 mm  
DC Jack



**RJ45 Cord**

RJ45-Kabel  
Cable RJ45  
Cordon RJ45



**RJ9 Cord**

RJ9-Kabel  
Cable RJ9  
Cordon RJ9



**RJ12 Cord**

RJ12-Kabel  
Cable RJ12  
Cordon RJ12



**Sennheiser Y-Cord**

Sennheiser Y-Kabel  
Cable Y Sennheiser  
Cordon Sennheiser Y

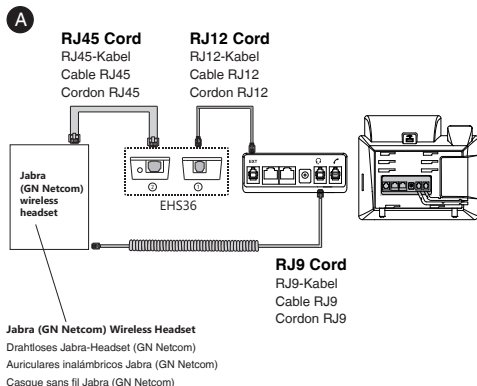


**User Guide**

Bedienungsanleitung  
Guía del usuario  
Guide d'utilisateur

# Connect the IP Phone and Headset

Anschluss von IP-Telefon und Headset |  
Conecte el teléfono IP y los auriculares |  
Connectez le téléphone IP et le casque



following two conditions: (1) this device may not cause harmful interference, and (2) this device must accept any interference received, including interference that may cause undesired operation. Any Changes or modifications not expressly approved by the party responsible for compliance could void the user's authority to operate the equipment.

## IC Statement

This device complies with Industry Canada's licence-exempt RSSs. Operation is subject to the following two conditions:

- (1) this device may not cause interference; and
- (2) this device must accept any interference, including interference that may cause undesired operation of the device. CAN ICES-3(B) Le présent appareil est conforme aux CNR d'Industrie Canada applicables aux appareils radio exempts de licence. L'exploitation est autorisée aux deux conditions suivantes :
  - (1) l'appareil ne doit pas produire de brouillage;
  - (2) l'utilisateur de l'appareil doit accepter tout brouillage radioélectrique subi, même si le brouillage est susceptible d'en compromettre le fonctionnement.NMB-3(B)

## Contact Information

YEALINK NETWORK TECHNOLOGY CO.,LTD.

309, 3rd Floor, No.16, Yun Ding North Road, Huli District, Xiamen City, Fujian, P.R.C

YEALINK (EUROPE) NETWORK TECHNOLOGY B.V.

Strawinskylaan 3127, Atrium Building, 8th floor, 1077ZX Amsterdam, The Netherlands

YEALINK (USA) NETWORK TECHNOLOGY CO., LTD.

999 Peachtree Street Suite 2300, Fulton, Atlanta, GA, 30309, USA

Made in China

## Technical Support

Visit Yealink WIKI (<http://support.yealink.com/>) for the latest firmware, guides, FAQ, Product documents, and more. For better service, we sincerely recommend you to use Yealink Ticketing system (<https://ticket.yealink.com>) to submit all your technical issues.

- Do not let a child play with the device or any accessory in case of accidental swallowing.
- Please use the accessories provided or authorized by the manufacturer only.
- The power supply of the device shall meet the requirements of the input voltage of the device. Please use the provided surge protection power socket only.
- Before plugging or unplugging any cable, make sure that your hands are completely dry.
- Do not spill liquid of any kind on the product or use the equipment near water, for example, near a bathtub, washbowl, kitchen sink, wet basement or near a swimming pool.
- During a thunderstorm, stop using the device and disconnect it from the power supply. Unplug the power plug and the Asymmetric Digital Subscriber Line (ADSL) twisted pair (the radio frequency cable) to avoid lightning strike.
- If the device is left unused for a rather long time, disconnect it from the power supply and unplug the power plug.
- When there is smoke emitted from the device, or some abnormal noise or smell, disconnect the device from the power supply, and unplug the power plug immediately.
- Contact the specified maintenance center for repair.
- Do not insert any object into equipment slots that is not part of the product or auxiliary product.
- Before connecting a cable, connect the grounding cable of the device first. Do not disconnect the grounding cable until you disconnect all other cables.



### Cleaning Requirements

- Before cleaning the device, disconnect it from the power supply.
- Use a piece of soft, dry and anti-static cloth to clean the device.
- Keep the power plug clean and dry.

### Troubleshooting

The unit cannot supply power to Yealink device.

There is a bad connection with the plug.

1. Clean the plug with a dry cloth.
2. Connect it to another wall outlet.

The usage environment is out of operating temperature range.

1. Use in the operating temperature range.

The cable between the unit and the Yealink device is connected incorrectly.

1. Connect the cable correctly.

You cannot connect the cable properly.

1. You may have connected a wrong Yealink device.
2. Use the correct power supply.

Some dust, etc., may be in the port.

1. Clean the port.

Contact your dealer or authorized service facility for any further questions.

### FCC Statement

This device complies with part 15 of the FCC Rules. Operation is subject to the

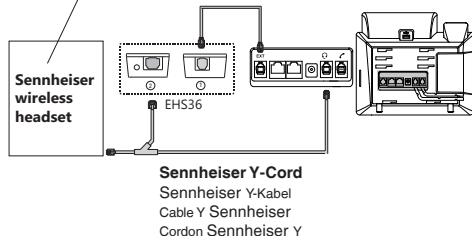
**B**

### Sennheiser Wireless Headset

3m PSTN Cable  
3m PSTN Cable  
3m PSTN Cable

### RJ12 Cord

RJ12-Kabel  
Cable RJ12  
Cordon RJ12



English

**Note:** The sennheiser wireless headset must be running the latest firmware of the DW-Office series (version 96 or later) !

Deutsch

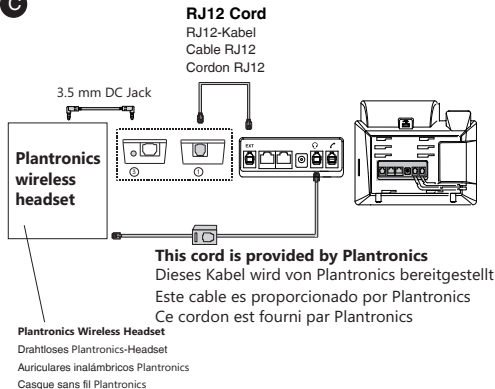
**Hinweis:** Auf dem drahtlosen Sennheiser-Headset muss die aktuellste Firmware der Serie DW-Office (Version 96 oder neuer) installiert sein!

Español

**Nota:** Los auriculares inalámbricos Sennheiser deben tener instalado el firmware más reciente de la serie DW.Office (¡Versión 96 o posterior!)

Français

**Remarque :** Le casque sans fil Sennheiser doit disposer de la dernière version du micrologiciel DW-Office (version 96 ou ultérieure) !



## Regulatory Notices

### Operating Ambient Temperatures

- Operating temperature: +32 to 104°F (0 to 40°C)
- Relative humidity: 5% to 90%, noncondensing
- Storage temperature: -22 to +160°F (-30 to +70°C)

### Warranty

Our product warranty is limited only to the unit itself, when used normally in accordance with the operating instructions and the system environment. We are not liable for damage or loss resulting from the use of this product, or for any claim from a third party. We are not liable for problems with Yealink device arising from the use of this product; we are not liable for financial damages, lost profits, claims from third parties, etc., arising from the use of this product.

### Explanation of the symbols

#### • DC symbol

— is the DC voltage symbol.

#### • WEEE Warning symbol



To avoid the potential effects on the environment and human health as a result of the presence of hazardous substances in electrical and electronic equipment, end users of electrical and electronic equipment should understand the meaning of the crossed-out wheeled bin symbol. Do not dispose of WEEE as unsorted municipal waste and have to collect such WEEE separately.

### Restriction of Hazardous Substances Directive (RoHS)

This device complies with the requirements of the EU RoHS Directive. Statements of compliance can be obtained by contacting support@yealink.com.

### Safety Instructions

Save these instructions. Read these safety instructions before use!

#### ⚠ General Requirements

- Before you install and use the device, read the safety instructions carefully and observe the situation during operation.
- During the process of storage, transportation, and operation, please always keep the device dry and clean, avoid collision and crash.
- Please attempt not to dismantle the device by yourself. In case of any discrepancy, please contact the appointed maintenance center for repair.
- Please refer to the relevant laws and statutes while using the device. Legal rights of others should be respected as well.

#### ⚠ Environmental Requirements

- Place the device at a well-ventilated place. Do not expose the device under direct sunlight.
- Keep the device dry and free of dusts.
- Do not place the device on or near any inflammable or fire-vulnerable object, such as rubber-made materials.
- Keep the device away from any heat source or bare fire, such as a candle or an electric heater.

#### ⚠ Operating Requirements

- Do not let a child operate the device without guidance.