



LiteBeam[®] AC GEN2

airMAX[®] ac CPE with Dedicated Management Radio

Model: LBE-5AC-Gen2, LBE-5AC-LR

Lightweight, Low-Cost Solution

Full Adjustment Flexibility

Quick Assembly and Installation

Overview

Ubiquiti Networks launches the latest generation of airMAX® CPE (Customer Premises Equipment), the LiteBeam® 5AC Gen 2, with dedicated Wi-Fi management.

Improved Noise Immunity

The LiteBeam 5AC Gen 2 directs RF energy in a tighter beamwidth. With the focus in one direction, the LiteBeam 5AC Gen 2 blocks or spatially filters out noise, so noise immunity is improved. This feature is especially important in an area crowded with other RF signals of the same or similar frequency.

Innovative Design

Ubiquiti's InnerFeed® technology integrates the radio into the feedhorn of an antenna, so there is no need for a cable. This improves performance because it eliminates cable losses.

Featuring high performance and innovative mechanical design, the LiteBeam 5AC Gen 2 is versatile and cost-effective to deploy.

Software

airOS® 8

airOS® v8 is the revolutionary operating system for Ubiquiti® airMAX ac products.

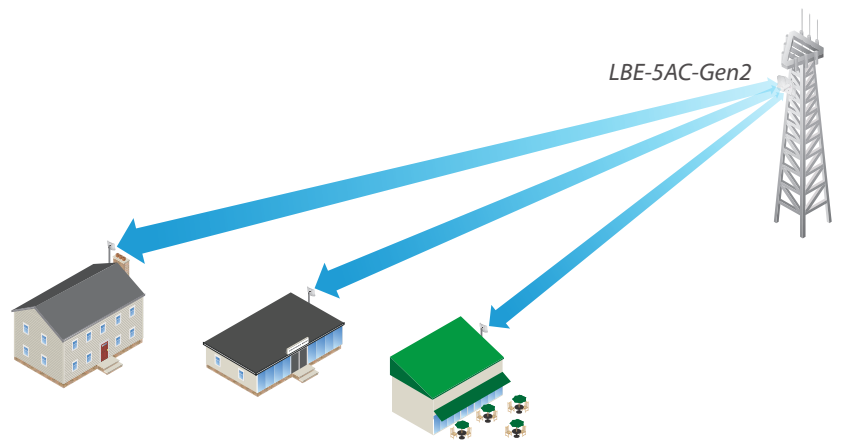
Powerful Wireless Features

- Access Point PtMP airMAX Mixed Mode
- airMAX ac Protocol Support
- Long-Range Point-to-Point (PtP) Link Mode
- Selectable Channel Width
 - PtP: 10/20/30/40/50/60/80 MHz
 - PtMP: 10/20/30/40 MHz
- Automatic Channel Selection
- Transmit Power Control: Automatic/Manual
- Automatic Distance Selection (ACK Timing)
- Strongest WPA2 Security

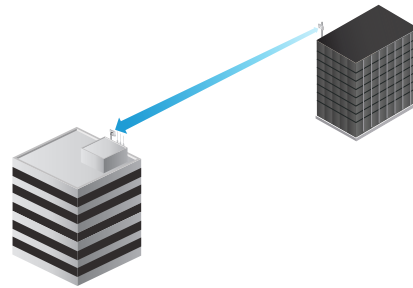
Usability Enhancements

- airMagic® Channel Selection Tool
- Redesigned User Interface
- Dynamic Configuration Changes
- Instant Input Validation
- HTML5 Technology
- Optimization for Mobile Devices
- Detailed Device Statistics
- Comprehensive Array of Diagnostic Tools, including RF Diagnostics and airView® Spectrum Analyzer

Application Examples



LiteBeam as a cost-effective WISP deployment in an airMAX ac Point-to-MultiPoint network.



A LiteBeam on each side of a Point-to-Point link.



UNMS App

The LiteBeam 5AC Gen 2 integrates a separate Wi-Fi radio for fast and easy setup using your mobile device.

Accessing airOS via Wi-Fi

The UNMS™ app provides instant accessibility to the airOS configuration interface and can be downloaded from the App Store (iOS) or Google Play™ (Android). UNMS allows you to set up, configure, and manage the LiteBeam 5AC Gen 2. It offers the following options once you're connected or logged in to the device:

Status Check link status information or the basic configuration settings of the LiteBeam 5AC Gen 2.

Configuration Change or update the existing configuration of the LiteBeam 5AC Gen 2.

Tools Access tools for initial installation and configuration of the LiteBeam 5AC Gen 2.

Actions Back up or update the configuration, upload new firmware, reboot the device, reset the device to factory defaults, access the airOS UI in the web browser, or disconnect from the LiteBeam 5AC Gen 2.



Models

The LiteBeam 5AC Gen 2 offers quick and easy alignment and enhanced protection against power surges. There are two models available:

LiteBeam® AC GEN2

Model: LBE-5AC-Gen2

The LBE-5AC-Gen2 features a robust mount with separate azimuth and elevation adjustments.



LiteBeam® AC LR

Model: LBE-5AC-LR

Designed for long-range applications, the LBE-5AC-LR features a larger reflector size and elevation adjustment (azimuth is adjusted by rotation around the pole).



Specifications

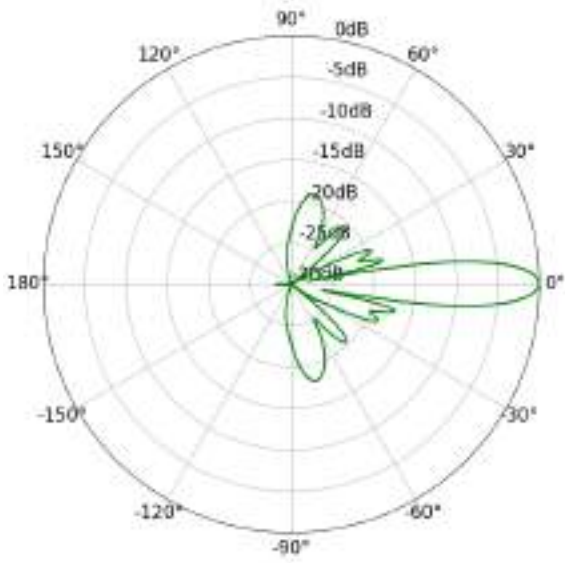
LBE-5AC-Gen2		
Dimensions	358 x 271.95 x 272.5 mm (14.09 x 10.71 x 10.73")	
Weight	800 g (1.76 lb)	
Without Mount		
With Mount	980 g (2.16 lb)	
Power Supply	24V, 0.3A Gigabit PoE Adapter (Included)	
Max. Power Consumption	7W	
Power Method	Passive PoE (Pairs 4, 5+; 7, 8 Return)	
Supported Voltage Range	24V ± 10%	
Gain	23 dBi	
Networking Interface	(1) 10/100/1000 Ethernet Port	
Processor Specs	MIPS 74Kc	
Memory	64 MB DDR2	
LEDs	Power, Ethernet	
Channel Sizes	PtP Mode	PtMP Mode
	10/20/30/40/50/60/80 MHz	10/20/30/40 MHz
Enclosure Characteristics	Reflector (SGCC 0.6T) / Plastic: PC	
Mounting	Pole-Mounting Kit (Included)	
Wind Loading	275 N @ 200 km/h (61.8 lbf @ 125 mph)	
Wind Survivability	200 km/h (125 mph)	
ESD/EMP Protection	± 24 kV Contact / Air	
Operating Temperature	-40 to 70° C (-40 to 158° F)	
Operating Humidity	5 to 95% Noncondensing	
Certifications	CE, FCC, IC	

Operating Frequency (MHz)				
Worldwide	5150 - 5875			
US/CA	U-NII-1: 5150 - 5250	U-NII-2A: 5250 - 5350 MHz	U-NII-2C: 5470 - 5725 MHz	U-NII-3: 5725 - 5850

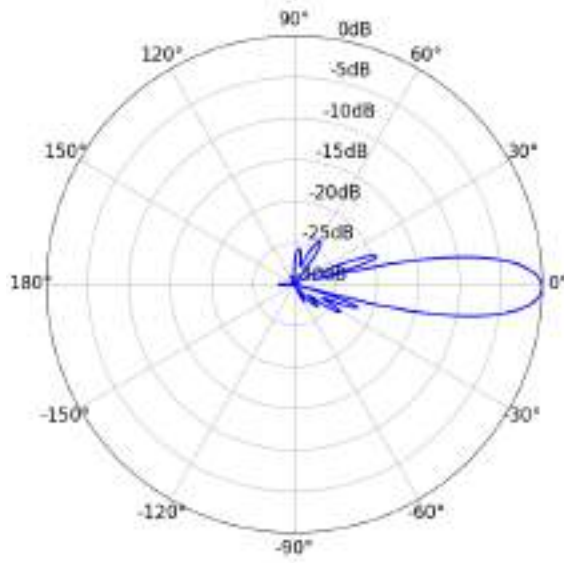
Management Radio (MHz)	
Worldwide	2412 - 2472
US/CA	2412 - 2462

LBE-5AC-Gen2 Output Power: 25 dBm							
TX Power Specifications				RX Power Specifications			
Modulation	Data Rate	Avg. TX	Tolerance	Modulation	Data Rate	Sensitivity	Tolerance
airMAX ac	1x BPSK (½)	25 dBm	± 2 dB	airMAX ac	1x BPSK (½)	-96 dBm Min.	± 2 dB
	2x QPSK (½)	25 dBm	± 2 dB		2x QPSK (½)	-95 dBm	± 2 dB
	2x QPSK (¾)	25 dBm	± 2 dB		2x QPSK (¾)	-92 dBm	± 2 dB
	4x 16QAM (½)	25 dBm	± 2 dB		4x 16QAM (½)	-90 dBm	± 2 dB
	4x 16QAM (¾)	25 dBm	± 2 dB		4x 16QAM (¾)	-86 dBm	± 2 dB
	6x 64QAM (¾)	25 dBm	± 2 dB		6x 64QAM (¾)	-83 dBm	± 2 dB
	6x 64QAM (¾)	24 dBm	± 2 dB		6x 64QAM (¾)	-77 dBm	± 2 dB
	6x 64QAM (¾)	23 dBm	± 2 dB		6x 64QAM (¾)	-74 dBm	± 2 dB
	8x 256QAM (¾)	21 dBm	± 2 dB		8x 256QAM (¾)	-69 dBm	± 2 dB
	8x 256QAM (¾)	21 dBm	± 2 dB		8x 256QAM (¾)	-65 dBm	± 2 dB

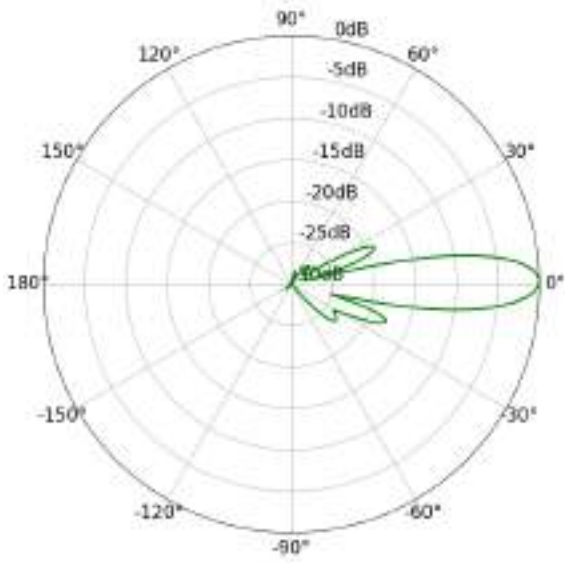
Vertical Azimuth



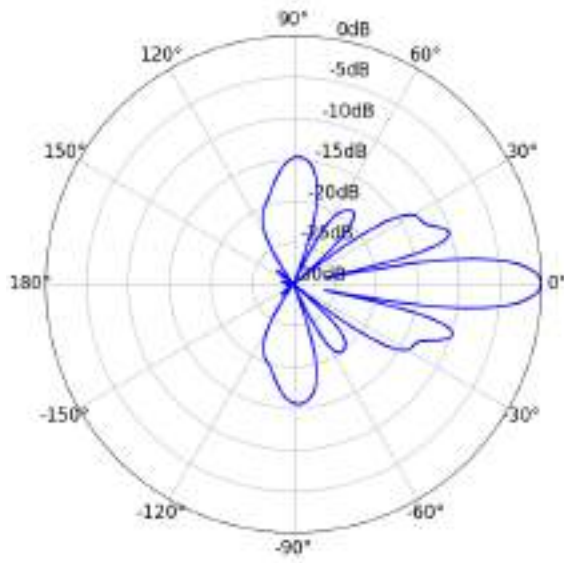
Vertical Elevation



Horizontal Azimuth



Horizontal Elevation



Specifications

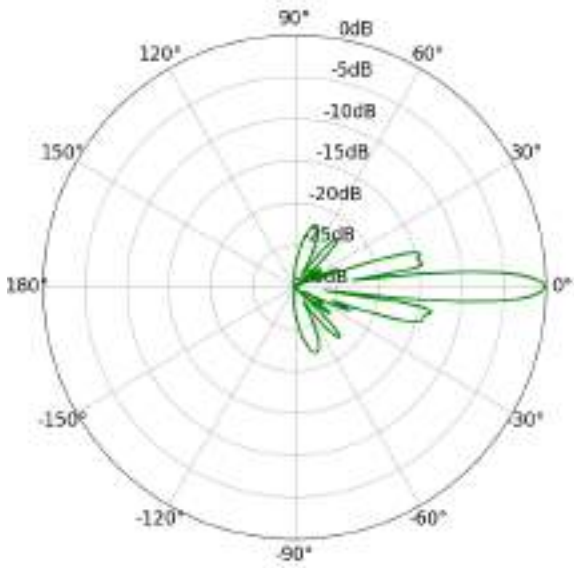
LBE-5AC-LR		
Dimensions	512.5 x 385.75 x 258.3 mm (20.18 x 15.19 x 10.17")	
Weight	1.360 kg (2.998 lb)	
Without Mount	1.735 kg (3.825 lb)	
With Mount		
Power Supply	24V, 0.3A Gigabit PoE Adapter (Included)	
Max. Power Consumption	7W	
Power Method	Passive PoE (Pairs 4, 5+; 7, 8 Return)	
Supported Voltage Range	24V ± 10%	
Gain	26 dBi	
Networking Interface	(1) 10/100/1000 Ethernet Port	
Processor Specs	MIPS 74Kc	
Memory	64 MB DDR2	
LEDs	Power, Ethernet	
Channel Sizes	PtP Mode	PtMP Mode
	10/20/30/40/50/60/80 MHz	10/20/30/40 MHz
Enclosure Characteristics	Reflector (Aluminum) / Plastic: PC	
Mounting	Pole-Mounting Kit (Included)	
Wind Loading	550 N @ 200 km/h (123.6 lbf @ 125 mph)	
Wind Survivability	200 km/h (125 mph)	
ESD/EMP Protection	± 24 kV Contact / Air	
Operating Temperature	-40 to 70° C (-40 to 158° F)	
Operating Humidity	5 to 95% Noncondensing	
Certifications	CE, FCC, IC	

Operating Frequency (MHz)				
Worldwide	5150 - 5875			
US/CA	U-NII-1: 5150 - 5250	U-NII-2A: 5250 - 5350 MHz	U-NII-2C: 5470 - 5725 MHz	U-NII-3: 5725 - 5850

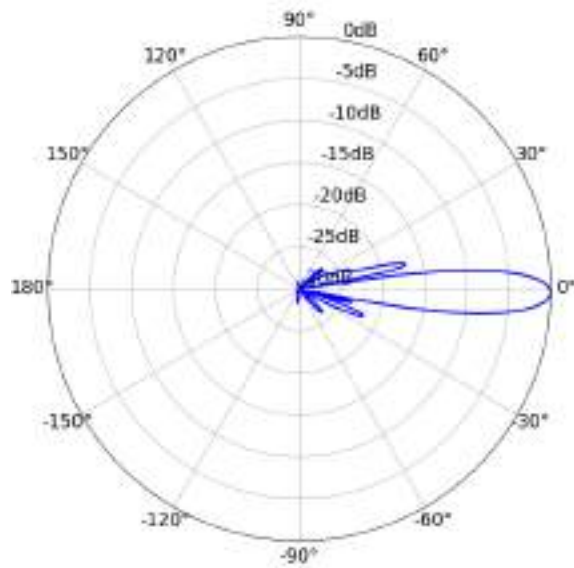
Management Radio (MHz)	
Worldwide	2412 - 2472
US/CA	2412 - 2462

LBE-5AC-LR Output Power: 25 dBm							
TX Power Specifications				RX Power Specifications			
Modulation	Data Rate	Avg. TX	Tolerance	Modulation	Data Rate	Sensitivity	Tolerance
airMAX ac	1x BPSK (½)	25 dBm	± 2 dB	airMAX ac	1x BPSK (½)	-96 dBm Min.	± 2 dB
	2x QPSK (½)	25 dBm	± 2 dB		2x QPSK (½)	-95 dBm	± 2 dB
	2x QPSK (¾)	25 dBm	± 2 dB		2x QPSK (¾)	-92 dBm	± 2 dB
	4x 16QAM (½)	25 dBm	± 2 dB		4x 16QAM (½)	-90 dBm	± 2 dB
	4x 16QAM (¾)	25 dBm	± 2 dB		4x 16QAM (¾)	-86 dBm	± 2 dB
	6x 64QAM (¾)	25 dBm	± 2 dB		6x 64QAM (¾)	-83 dBm	± 2 dB
	6x 64QAM (¾)	24 dBm	± 2 dB		6x 64QAM (¾)	-77 dBm	± 2 dB
	6x 64QAM (¾)	23 dBm	± 2 dB		6x 64QAM (¾)	-74 dBm	± 2 dB
	8x 256QAM (¾)	21 dBm	± 2 dB		8x 256QAM (¾)	-69 dBm	± 2 dB
	8x 256QAM (¾)	21 dBm	± 2 dB		8x 256QAM (¾)	-65 dBm	± 2 dB

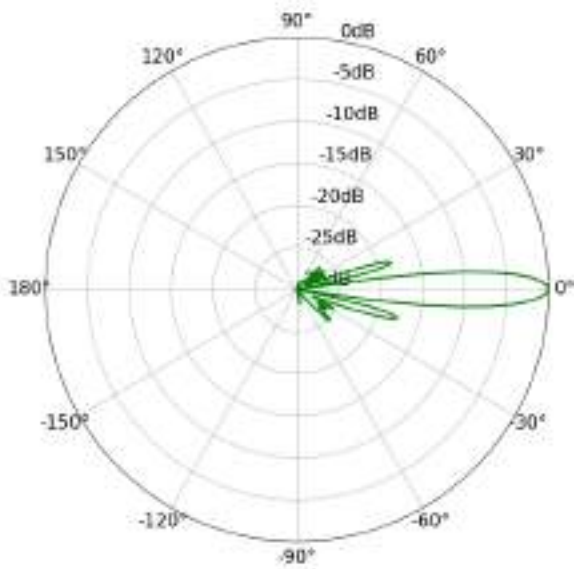
Vertical Azimuth



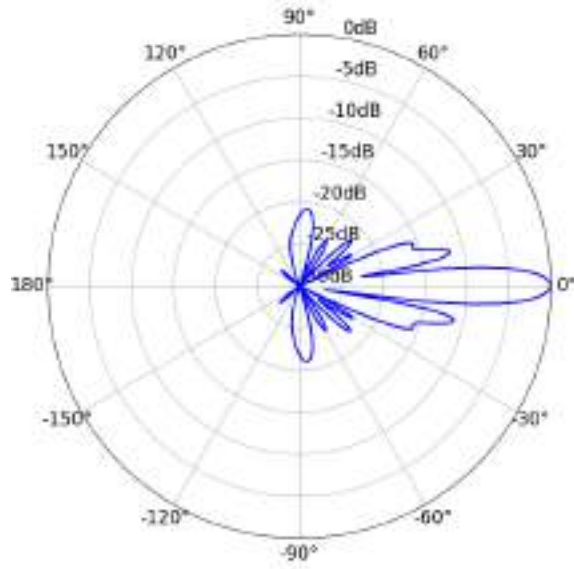
Vertical Elevation



Horizontal Azimuth



Horizontal Elevation



Specifications are subject to change. Ubiquiti products are sold with a limited warranty described at: www.ubnt.com/support/warranty
The limited warranty requires the use of arbitration to resolve disputes on an individual basis, and, where applicable, specify arbitration instead of jury trials or class actions.
©2017-2019 Ubiquiti Networks, Inc. All rights reserved. Ubiquiti, Ubiquiti Networks, the Ubiquiti U logo, the Ubiquiti beam logo, airMAX, airOS, airMagic, InnerFeed, LiteBeam, and UNMS are trademarks or registered trademarks of Ubiquiti Networks, Inc. in the United States and in other countries. All other trademarks are the property of their respective owners.