

# 12V-9Ah

12V36W


**ener safe**  
 A brand of 



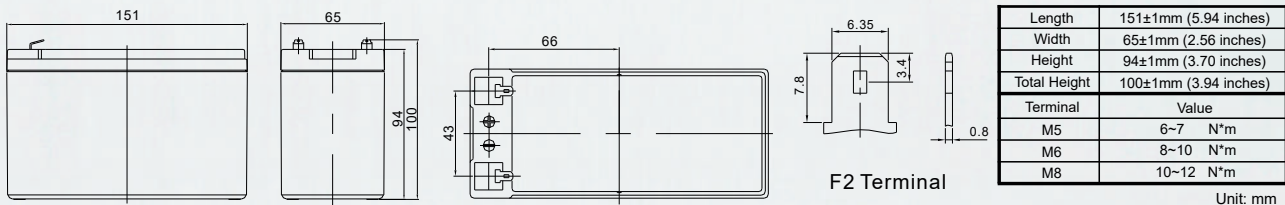
## Specification

Cells Per Unit	6
Voltage Per Unit	12
Capacity	36W @ 15min- rate to 1.67V per cell @25
Weight	Approx. 2.5 Kg (Tolerance ± 5.0%)
Internal Resistance	Approx. 22m Ω
Terminal	F2
Max. Discharge Current	90A (5 sec)
Short Circuit Current	3450A
Design Life	Could Reach 8 years
Max. Charging Current	2.7A
Reference Capacity	C10 8.5AH C20 9.0AH
Standby Use Voltage	13.7V ~ 13.9V @ 25°C Temperature Compensation: -3mV/ / Cell
Equalization Voltage	14.6V~14.8V @ 25°C Temperature Compensation: -4mV/°C/Cell
Operating Temperature Range	Discharge: -20°C~60°C Charge: 0°C~50°C Storage: -20°C~60°C
Normal Operating Temperature Range	25°C ± 5°C
Self Discharge	RITAR Valve Regulated Lead Acid (VRLA) batteries can be stored for up to 6 months at 25°C and then recharging is recommended. Monthly Self-discharge ratio is less than 3% at 25°C. Please charge batteries before using.
Container Material	A.B.S. UL94-HB, UL94-V0 Optional.

HR (High Rate) series Valve Regulated Lead Acid (VRLA) battery is designed for heavy load discharge applications with 8 years design life in float service. By using strong grids, thick plate and specially designed active material. It is with lower I.R, lower self discharge rate, high power, and longer service life. The HR series battery offers 30% more power output than the standard series. It is suitable for high power standby used, such as datacenter, UPS, EPS etc.



## Dimensions



### Constan Current Discharge Characteristics: A (25°C)

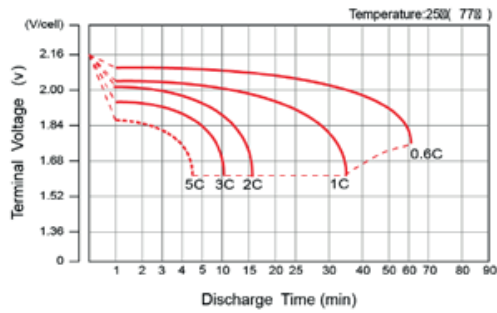
F.V/Time	3MIN	5MIN	8MIN	10MIN	15MIN	20MIN	30MIN	60MIN	90MIN
1.60V	46.94	41.26	32.97	28.26	20.85	16.39	11.68	6.548	4.642
1.67V	42.60	37.44	30.15	26.05	19.50	15.47	11.06	6.241	4.443
1.70V	40.76	35.83	28.95	25.11	18.90	15.06	10.79	6.105	4.360
1.75V	37.75	33.19	26.97	23.53	17.85	14.30	10.34	5.900	4.228
1.80V	34.58	30.40	24.93	21.95	16.95	13.63	9.889	5.679	4.078
1.85V	29.57	25.99	21.24	18.63	14.54	11.84	8.745	5.133	3.730

### Constan Power Discharge Characteristics: WPC (25°C)

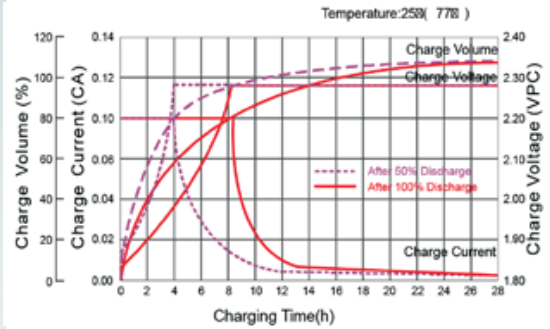
F.V/Time	3MIN	5MIN	8MIN	10MIN	15MIN	20MIN	30MIN	60MIN	90MIN
1.60V	84.36	74.16	59.46	51.16	38.10	30.17	21.58	12.28	8.787
1.67V	77.51	68.13	55.11	47.84	36.00	28.79	20.78	11.82	8.488
1.70V	74.84	65.79	53.34	46.42	35.25	28.18	20.29	11.63	8.356
1.75V	70.00	61.53	50.25	44.05	33.60	27.1	19.65	11.31	8.140
1.80V	64.98	57.12	47.01	41.53	32.10	26.04	19.00	10.98	7.925
1.85V	56.46	49.63	40.62	35.68	27.90	22.82	16.91	9.993	7.278

(Note) The above characteristics data are average values obtained within three charge/discharge cycle not the minimum values.

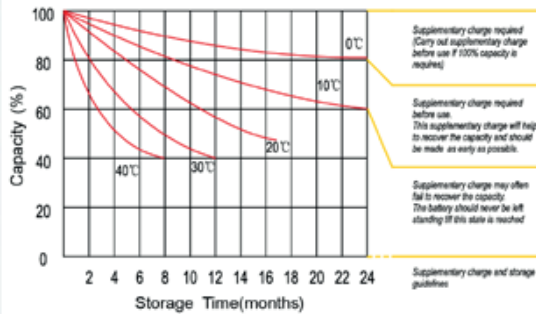
**Discharge Characteristics Curve**



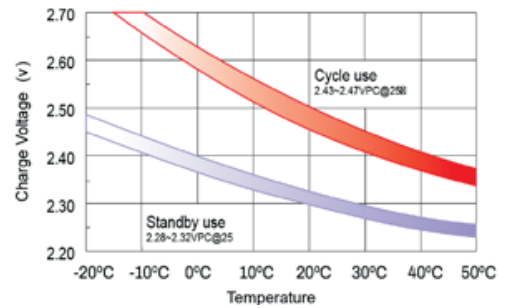
**Charge Characteristic Curve For Standby Use**



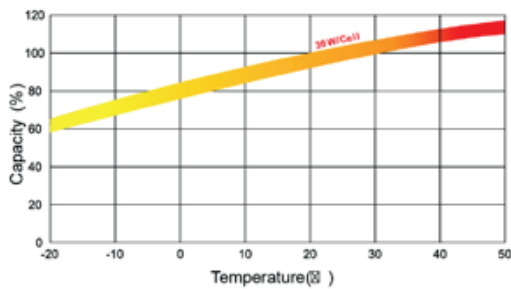
**Storage Characteristics**



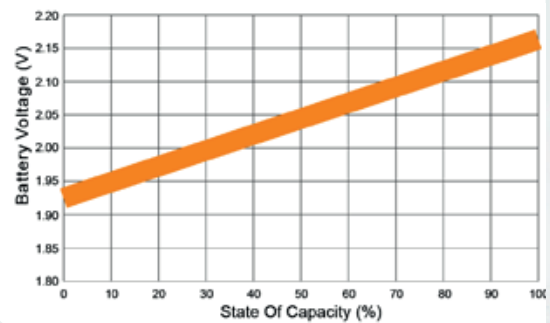
**Relationship Between Charging Voltage And Temperature**



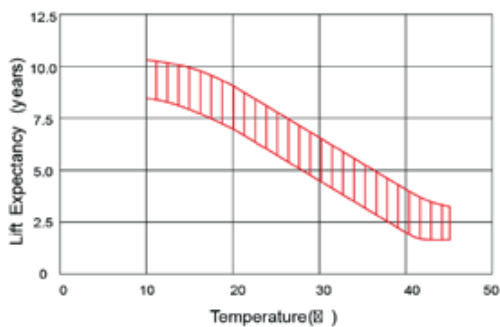
**Temperature Effects On Capacity**



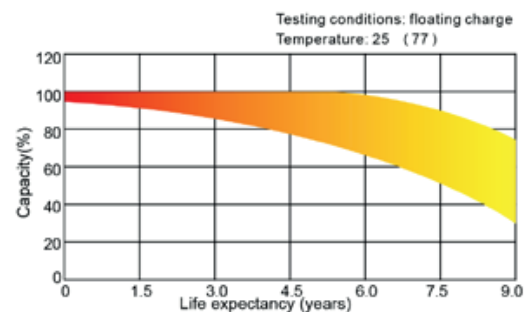
**Relationship of OCV And State Of Charge (20)**



**Effect Of Temperature On Long Term Life**



**Life Characteristics Of Standby Use**



(Note) All above information shall be changed without prior notice, Ritar reserves the right to explain the latest information