

Manual Control

Introduction

Manually adjust the camera position before or during the meeting.


NOTE

When you enable the intelligent tracking mode, any manually adjusted camera positions will become inactive.

How to Use


Enter Camera Settings

During the meeting, tap **More > Camera Control** to control camera manually.



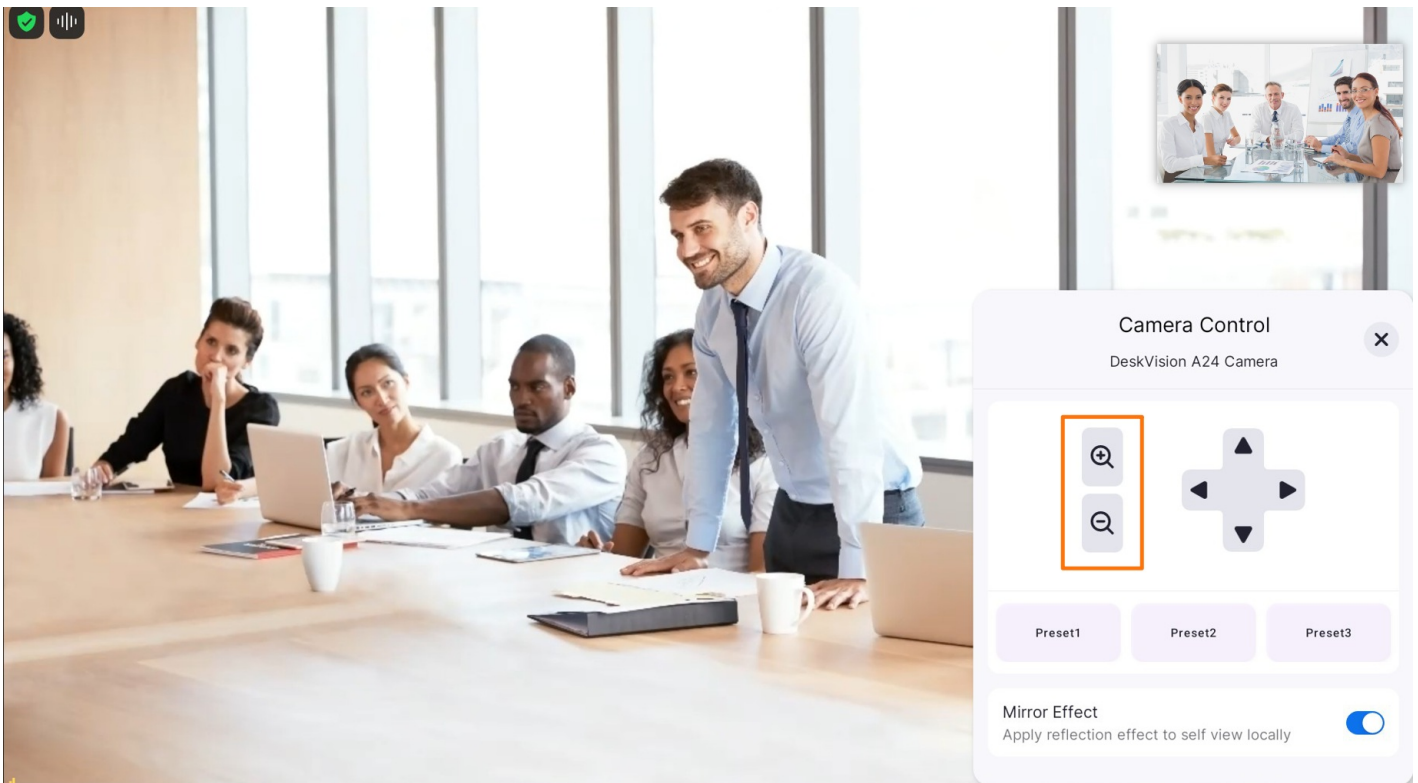
Adjust Camera Angle

Tap the directional keys to adjust the camera angle.




Adjust Camera Focus

Tap the +/- buttons to adjust the camera zoom.



Reset Camera

1. When not in a meeting, On the lower-right corner of the DeskVision A24 home screen, tap  > **General** > **System Settings** > **Camera**.
2. Go to **Advanced** > **Factory Reset** to reset the camera.

