


# VCM35 Datasheet

## Introduction

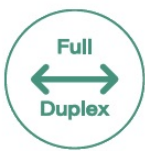
Yealink VCM35 is a wired video conferencing microphone array specially designed for the new generation of Yealink Video Conferencing System. Its built-in 3-microphone array with a 16ft (5m) voice pickup range is an ideal solution for any conference room that needs the best audio experience.

With the Yealink Acoustic Echo Canceling and Yealink Noise Proof Technology, Yealink VCM35 can effectively reduce ambient noise up to 90 dB and give you a high-quality audio experience in full-duplex calls.


Yealink VCM35 supports star-cascaded deployment, and its extremely high scalability and flexibility make deployment more convenient and faster and can fully cover conference rooms of various sizes.




Optima HD Audio




Yealink Full Duplex Technology



5m voice pickup range



Star-cascaded deployment



## Key features and benefits

- Optima HD Audio
- Yealink Full Duplex Technology
- 5m voice pickup range
- Star-cascaded deployment

## Specifications

Specifications	Description
Audio Features	<div><ul style="list-style-type: none"><li>• Optima HD Audio</li><li>• Yealink Full Duplex Technology</li><li>• Yealink Acoustic Echo Canceling</li><li>• Yealink Noise Proof Technology</li><li>• VAD (Voice Activity Detection)</li><li>• 360° 5m omnidirectional pickup</li><li>• Muting the microphone with touchpad</li><li>• Frequency response: 100Hz to 8kHz</li></ul></div>
Physical Features	<div><ul style="list-style-type: none"><li>• Dimension: <math>\phi 100 \times T17</math> mm</li><li>• Weight: 199 g</li><li>• Operating humidity: 10% - 90%</li><li>• Operating temperature: 0°C -40°C (+32 °F - 104 °F )</li></ul></div>

Package Contents	<ul style="list-style-type: none"> <li>· VCM35</li> <li>· RJ45 connector for Ethernet cable</li> <li>· Double-sided tape</li> <li>· Quick Start Guide</li> <li>· Qty/CTN: 20 PCS</li> <li>· N.W/CTN: 4.878 kg</li> <li>· G.W/CTN: 5.612 kg</li> <li>· Giftbox size: 148 x 135 x 45 mm</li> <li>· Carton Meas: 464 x 282 x 165 mm</li> </ul>
------------------	---

## Device Compatibility

- [Teams Room Accessories Compatibility Lists](#)
- [Zoom Rooms Accessories Compatibility Lists](#)

## How to Use

VCM35 has different features when used with different video conferencing endpoints. For more information, please refer to the corresponding documents.

### Teams Version:

- Connect the VCM35 to MeetingBar: [VCM35 Video Conferencing Microphone](#)
- Connect the VCM35 to MVC System: [VCM35 Video Conferencing Microphone](#)
- Connect the VCM35 to MeetingBoard: [VCM35 Video Conferencing Microphone](#)

### Zoom Version:

- Connect the VCM35 to MeetingBar: [VCM35 Video Conferencing Microphone](#)
- Connect the VCM35 to ZVC System: [VCM35 Video Conferencing Microphone](#)
- Connect the VCM35 to MeetingBoard: [VCM35 Video Conferencing Microphone](#)
- Connect the VCM35 to MeetingEye: [VCM35 Video Conferencing Microphone](#)

### RingCentral Version:

- Connect the VCM35 to MeetingBar: [VCM35 Video Conferencing Microphone](#)

## LED Indicator

LED Status	Description
Solid red.	Muting.
Solid green.	The audio can be picked up normally during the meeting.
Off.	In the idle state or power off.
Flash yellow.	Updating.
Solid red.	Starting up.

## Mute/Unmute Microphone

1. Press the **Mute** button to mute the microphone. The mute LED indicator turns red.

2. Press the **Mute** button again to unmute the microphone.

When the device is in standby mode, the mute LED indicator is off.

When the device is on a call/in a meeting, the mute LED indicator turns green.